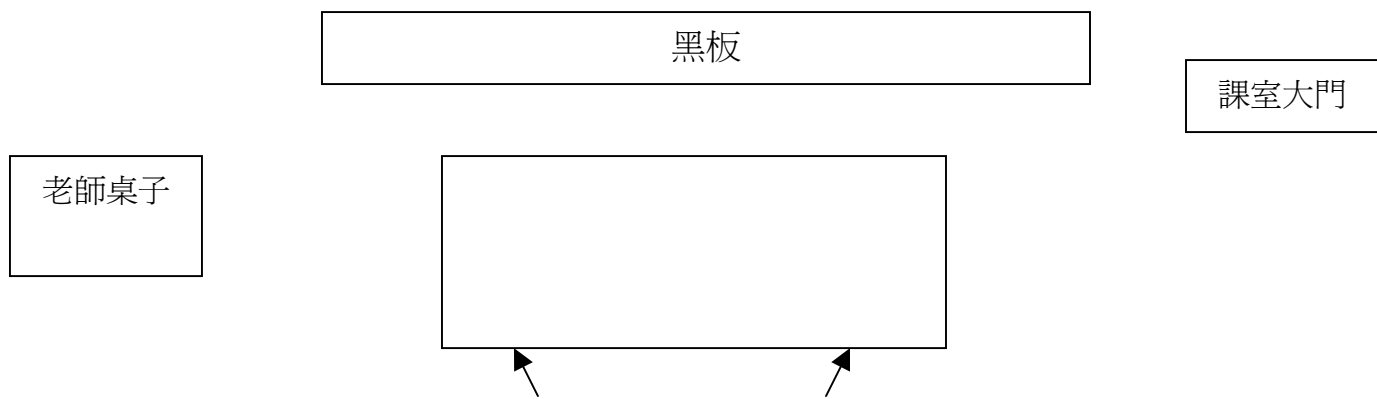


圖一 課室位置安排



將兩張壁報紙貼合成為一張大紙張，作為魚塘範圍之用。此空白面會在第一及第二輪遊戲中使用。而另一面則要分出八個平均的範圍，如此圖

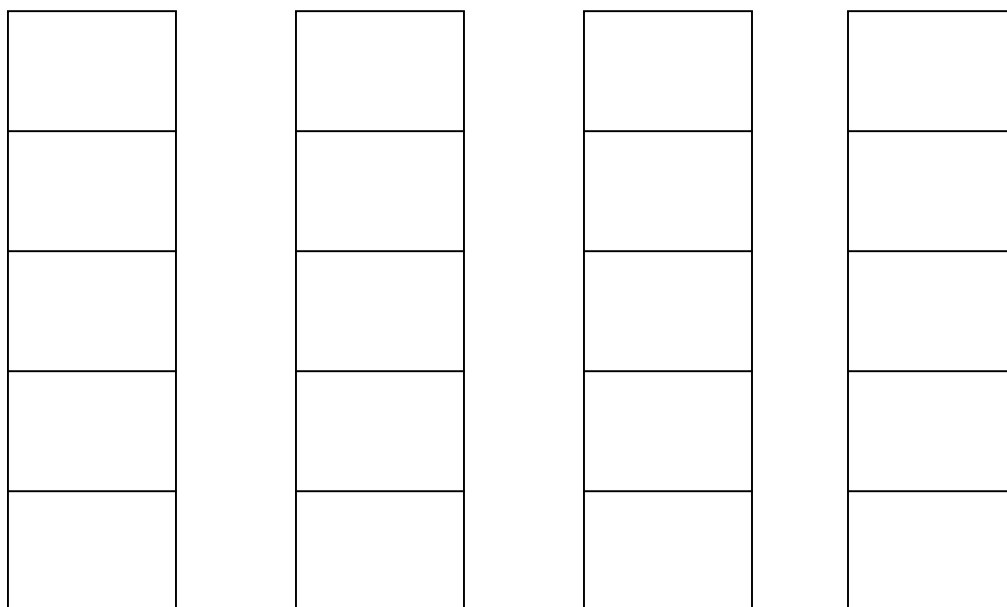

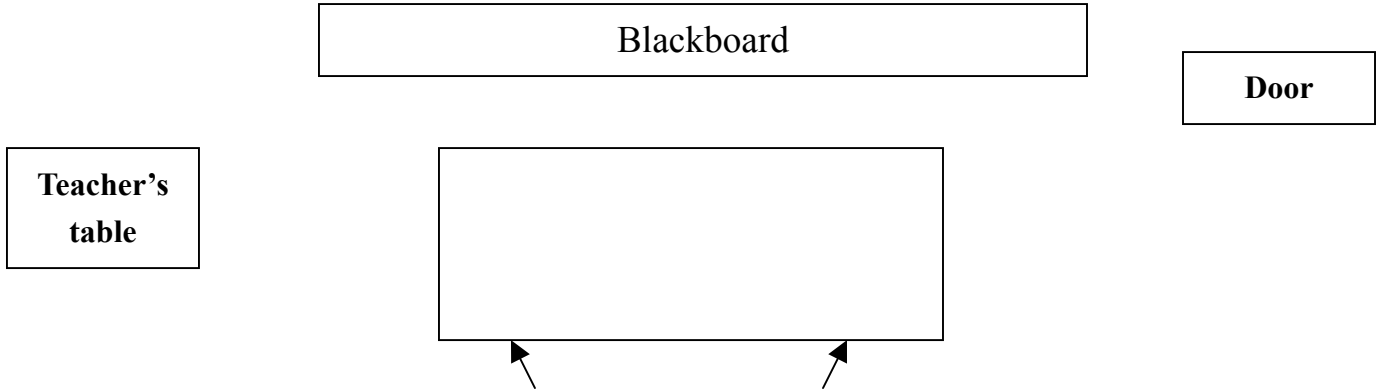
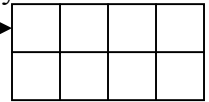


Diagram1 Classroom setting



2 Flip chart papers taped together to form a bigger piece of paper which represents a pond. This side without any marks is used in the game played in the first and the second time.

The other side should be divided into eight even areas by one horizontal line and three vertical lines, like this: →



The side with eight squares is used in the game played in the third time.

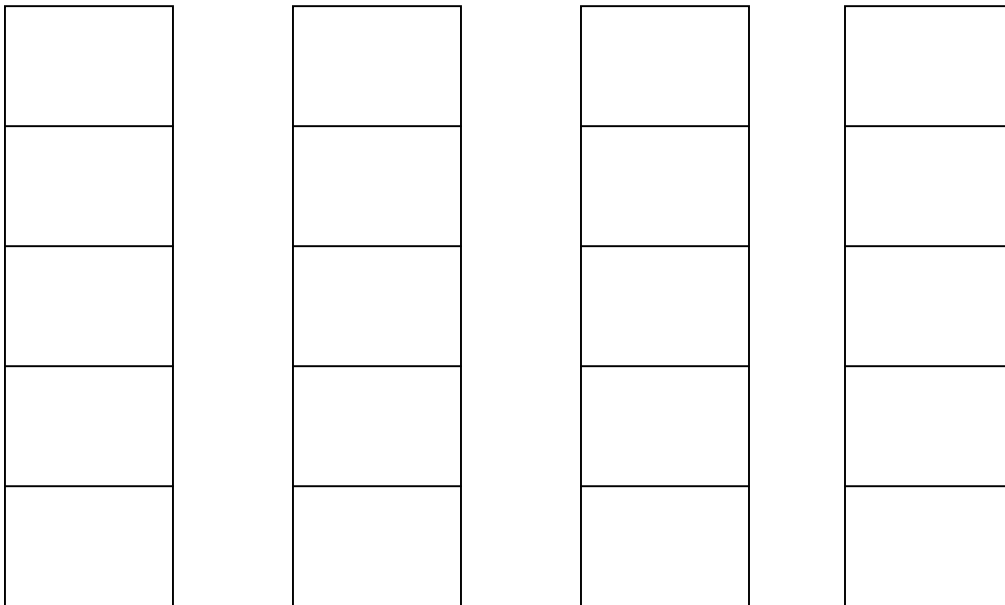


Table 1 Record of Fish Caught

Group No.	Group Members	No Communication		With communication		With Private Property Right	
		Round 1	Round 2	Round 1	Round 2	Round 1	Round 2
1							
2							
3							
4							
5							
6							
7							
8							

表一 魚獲記錄表

組別 號碼	組別成員	漁夫不可溝通		漁夫可以溝通		私有產權得以界定	
		第一時段	第二時段	第一時段	第二時段	第一時段	第二時段
1							
2							
3							
4							
5							
6							
7							
8							